

178125-9 ✓ ACTIVE

AMP Universal Power

TE Internal #: 178125-9

Rectangular Power Connectors, Housing, Plug, Wire-to-Board / Wire-to-Wire, 2 Position, 7.92 mm [.312 in] Centerline, Wire & Cable, AMP Universal Power

[View on TE.com >](#)



Connectors > Power Connectors > Rectangular Power > Rectangular Power Connectors



Rectangular Power Connector Type: **Housing**

Connector & Housing Type: **Plug**

Connector System: **Wire-to-Board, Wire-to-Wire**

Number of Positions: **2**

Centerline (Pitch): **7.92 mm [.312 in]**

### Features

#### Product Type Features

Rectangular Power Connector Type	Housing
Connector & Housing Type	Plug
Connector System	Wire-to-Board, Wire-to-Wire
Sealable	No
Connector & Contact Terminates To	Wire & Cable

#### Configuration Features

Number of Positions	2
Number of Power Positions	0
Number of Signal Positions	0
Number of Rows	1

#### Electrical Characteristics

Operating Voltage	300 VAC
Insulation Resistance	1000 MΩ

#### Contact Features



Contact Layout	Inline
Contact Base Material	Copper Alloy
Contact Current Rating (Max)	7 A
Contact Retention Within Housing	Without
Contact Type	Receptacle

#### Termination Features

Termination Method to Wire & Cable	Crimp
------------------------------------	-------

#### Mechanical Attachment

Strain Relief	Without
Mating Alignment Type	Polarization
Mating Alignment	With
Panel Mount Feature	Without
PCB Mount Retention	Without
Connector Mounting Type	Cable Mount (Free-Hanging)
Mating Retention	With
Mating Retention Type	Latch

#### Housing Features

Centerline (Pitch)	7.92 mm [.312 in]
Housing Color	Black
Housing Material	Nylon 6/6

#### Dimensions

Height	7 mm [.28 in]
Length	19.3 mm [.76 in]

#### Usage Conditions

Operating Temperature Range	-30 – 105 °C [-22 – 221 °F]
-----------------------------	-----------------------------

#### Operation/Application

Circuit Application	Power & Signal
---------------------	----------------

#### Industry Standards

UL Flammability Rating	UL 94V-0
Glow Wire Rating	Standard Part - Not Glow Wire

#### Packaging Features

--	--



Packaging Method	Bag
Packaging Quantity	1000

**Other**

For Use With	Header Assembly
--------------	-----------------

**Product Compliance**

[For compliance documentation, visit the product page on TE.com>](#)

EU RoHS Directive 2011/65/EU	Compliant
EU ELV Directive 2000/53/EC	Compliant
China RoHS 2 Directive MIIT Order No 32, 2016	No Restricted Materials Above Threshold
EU REACH Regulation (EC) No. 1907/2006	Current ECHA Candidate List: JUNE 2022 (224) Candidate List Declared Against: JUNE 2022 (224) Does not contain REACH SVHC
Halogen Content	Low Halogen - Br, Cl, F, I < 900 ppm per homogenous material. Also BFR/CFR/PVC Free
Solder Process Capability	Not applicable for solder process capability


Product Compliance Disclaimer

This information is provided based on reasonable inquiry of our suppliers and represents our current actual knowledge based on the information they provided. This information is subject to change. The part numbers that TE has identified as EU RoHS compliant have a maximum concentration of 0.1% by weight in homogenous materials for lead, hexavalent chromium, mercury, PBB, PBDE, DBP, BBP, DEHP, DIBP, and 0.01% for cadmium, or qualify for an exemption to these limits as defined in the Annexes of Directive 2011/65/EU (RoHS2). Finished electrical and electronic equipment products will be CE marked as required by Directive 2011/65/EU. Components may not be CE marked. Additionally, the part numbers that TE has identified as EU ELV compliant have a maximum concentration of 0.1% by weight in homogenous materials for lead, hexavalent chromium, and mercury, and 0.01% for cadmium, or qualify for an exemption to these limits as defined in the Annexes of Directive 2000/53/EC (ELV). Regarding the REACH Regulation, the information TE provides on SVHC in articles for this part number is based on the latest European Chemicals Agency (ECHA) 'Guidance on requirements for substances in articles' posted at this URL: <https://echa.europa.eu/guidance-documents/guidance-on-reach>

**Compatible Parts**



TE Part # 175156-2  
U/P REC CONT L/P



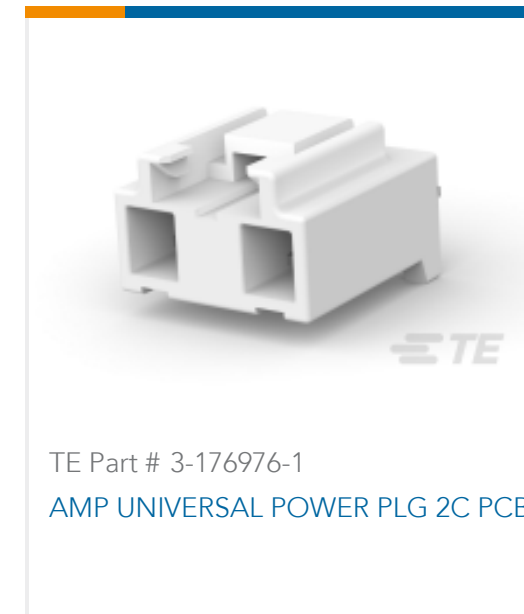

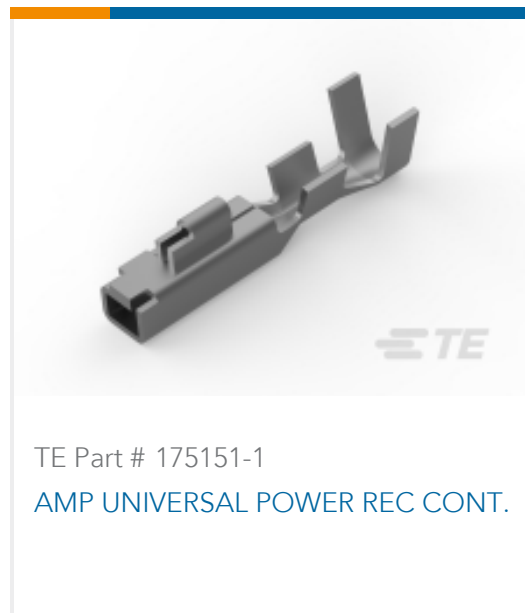
TE Part # 176976-1  
AMP UNIVERSAL POWER PLG 3C PCB



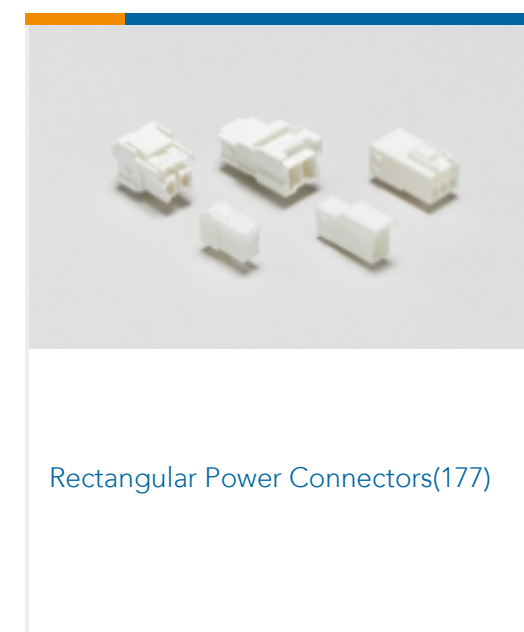
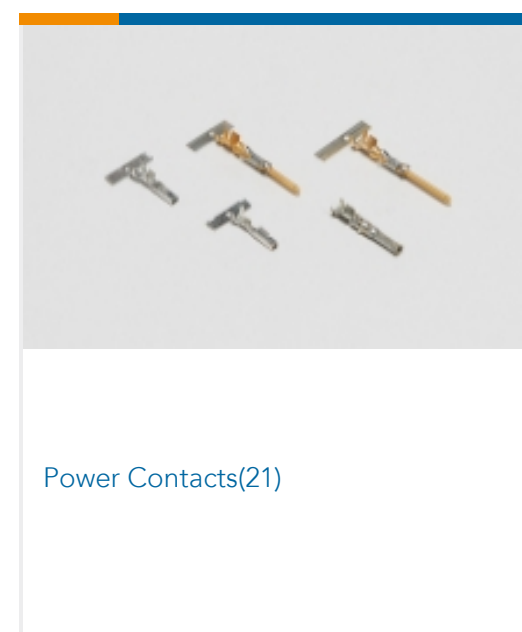
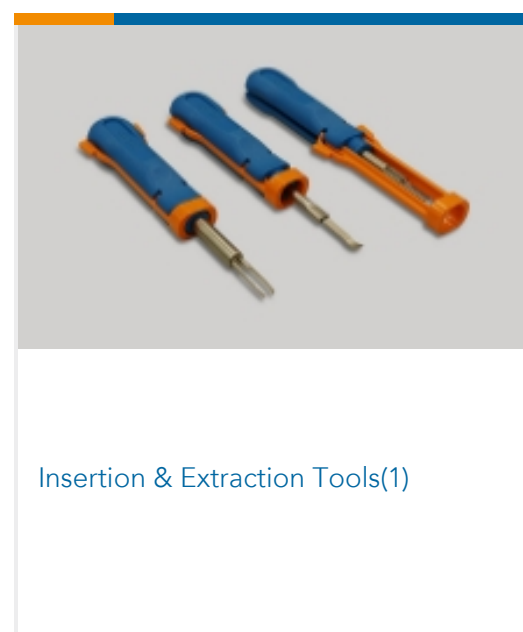

TE Part # 175155-1  
UNIV POWER REC CONT L/P



TE Part # 2-178496-1  
UNIV. POWER HDR H ASSY 2P NAT.



Also in the Series | AMP Universal Power



Documents



### CAD Files

#### Customer View Model

[ENG\\_CVM\\_CVM\\_178125-9\\_G.2d\\_dxf.zip](#)

English

#### 3D PDF

3D

#### Customer View Model

[ENG\\_CVM\\_CVM\\_178125-9\\_G.3d\\_igs.zip](#)

English

#### Customer View Model

[ENG\\_CVM\\_CVM\\_178125-9\\_G.3d\\_stp.zip](#)

English

By downloading the CAD file I accept and agree to the [Terms and Conditions](#) of use.

### Product Specifications

#### Crimping of Universal Power Contact

English

#### Product Specification

Japanese

#### AMP Universal Power Connector

Japanese

### Instruction Sheets

#### Extraction Tool for UP(913923-1)

English

#### Instruction Sheet (non U.S.)

English

#### AMP UNIVERSAL POWER CONNECTOR SERIES

English

#### Instruction Sheet (non U.S.)

English

#### Hand Tool, PN 914181-1, Universal Power Contact (Was IS-505J)

Japanese

#### Instruction Sheet (non U.S.)

English

### Agency Approvals

#### UL Report

English